

CREATING A FREE CASH FLOW FOCUSED, DIVERSIFIED GOLD PRODUCER

May 11, 2020



Conference Call Participants



Paul Benson
President and CEO



Rodney P. Antal
President and CEO



Creating a Free Cash Flow Focused, Diversified Gold Producer

Zero-premium merger of two top-performing gold producers



Diversified Portfolio

- Diversified portfolio of high quality, long-life operating assets across four jurisdictions
- Forward-looking 3-year average annual production profile of ~780 koz AuEq⁽¹⁾ at ~\$900/oz⁽¹⁾ AISC⁽²⁾ (based on aggregate analyst consensus estimates)

Experienced Leadership

- Board and management track record of creating value through discovery, project development, and operations
- Expertise across various mining and processing skill sets: open pit, underground, pressure oxidation, heap leach, flotation

Free Cash Flow Leader

- Expected peer leading average annual pro forma free cash flow generation of ~US\$450M^(1,3) (2020E-2022E), well ahead of peer group annual average of US\$275M⁽¹⁾

Financial Strength

- Strong balance sheet with consolidated cash⁽⁴⁾ and marketable securities of ~US\$700M
- Balance sheet strength supports growth pipeline and facilitates capital return evaluation

Organic Growth Potential

- Three significant district scale land packages in USA, Canada, and Turkey
- Attractive portfolio of low capital intensity growth opportunities
- Track record of resource conversion, successful greenfield and brownfield exploration, and project construction

Market Presence

- Enhanced capital markets presence and investor relevance
- Attractive trading liquidity across three global exchanges

Transaction Summary



Proposed Transaction

- SSR Mining and Alacer to merge via Plan of Arrangement
- Combined equity value of approximately US\$4.0 billion
- Pro Forma ownership of 57% SSR Mining and 43% Alacer

Consideration

- Zero-premium, at-market merger based on TSX closing prices as of May 8, 2020
- Implies Alacer shareholders receive 0.3246 SSR Mining shares per Alacer share held
- Transaction is approximately neutral to NAVPS based on average of street consensus estimates for both companies

Leadership and Governance

- Michael Anglin as Chairman and Rodney Antal as CEO
- Company to continue as SSR Mining Inc. trading on TSX, NASDAQ and planned listing on ASX
- Company will be headquartered in Denver with a corporate office in Vancouver
- Board with 10 directors: 5 appointed by SSR Mining and 5 appointed by Alacer, including the CEO

Other Terms and Conditions

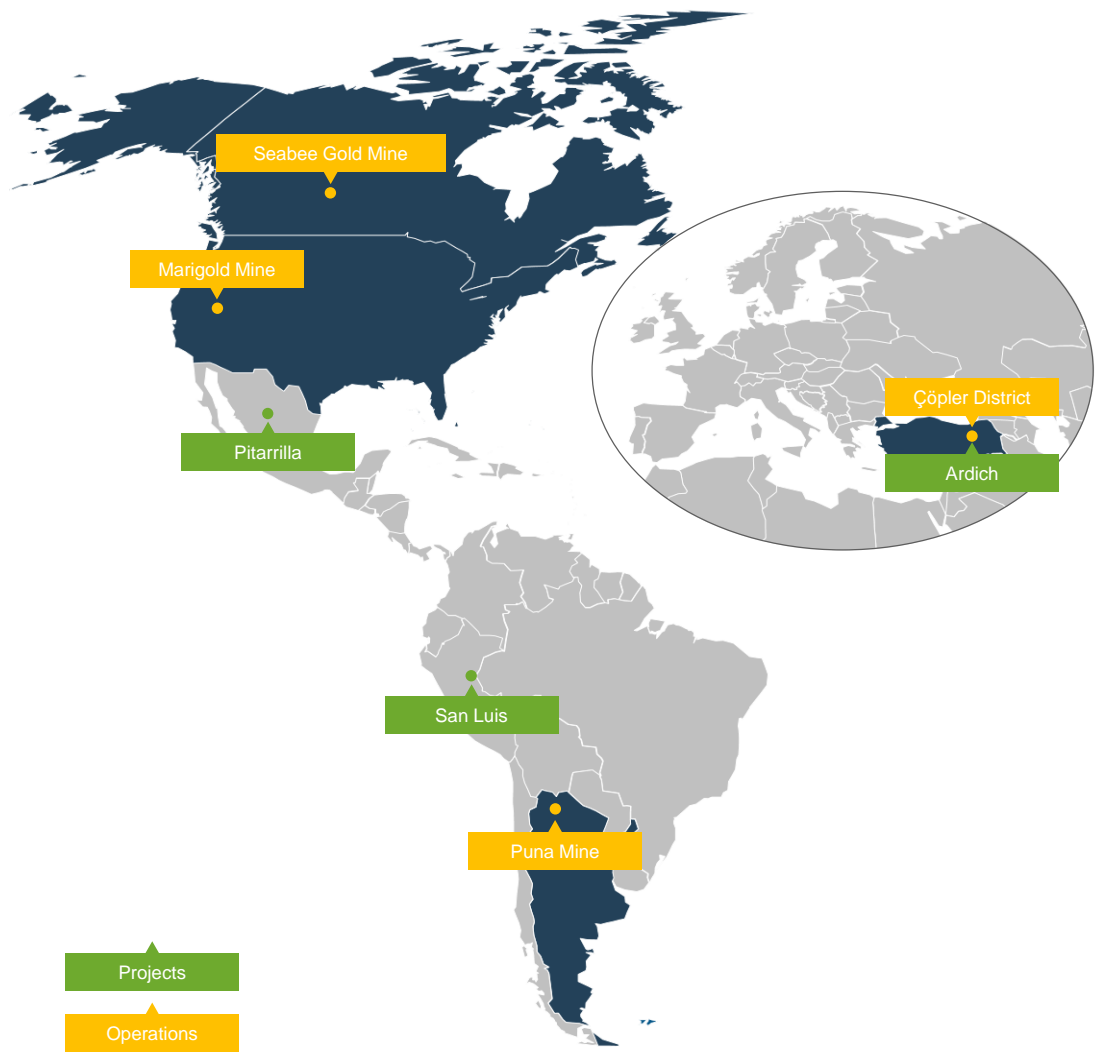
- Customary non-solicitation provisions; right to match
- Reciprocal termination fee of US\$70M, payable in certain circumstances
- Unanimous support and lockup agreements from both Boards of Directors and certain officers
- Customary shareholder, regulatory and court approvals
- Reciprocal due diligence site visits completed in February/early March 2020 to core operating assets

Proposed Timing

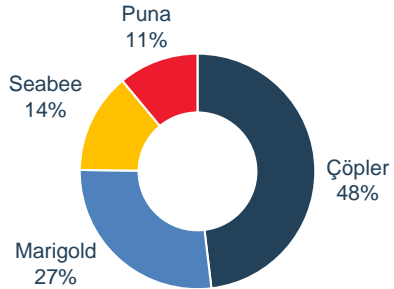
- Joint information circular mailed by each company to its shareholders by June 2020
- SSR Mining and Alacer shareholder meetings expected to be held July 2020
- Closing expected in third quarter 2020

Diversified Portfolio of High Quality, Long-Life Assets

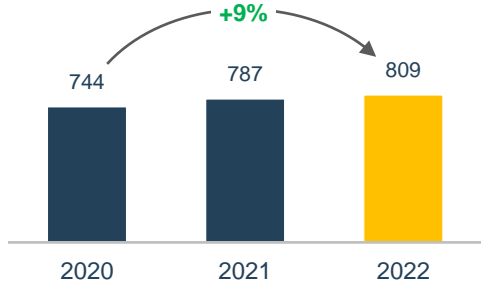
Operating assets across four jurisdictions



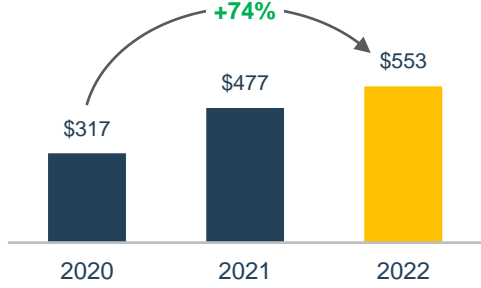
Production by Asset
2019A AuEq. (100% Basis)



2020 – 2022E Production ⁽¹⁾
Koz AuEq (100% Basis)



2020 – 2022E Free Cash Flow ⁽³⁾
US\$M (100% Basis)



The figures presented above are based on aggregate analyst consensus estimates.

Experienced Leadership

Track record of delivery based on a diverse technical skill set



Diverse Operating & Development Skill Set

Mining

- Large-scale open pit operations
- Narrow-vein underground mining

Processing

- Pressure-oxidation processing
- Heap leach gold extraction
- Polymetallic sulfide flotation

Geology

- Exploration success with multiple deposit types and mineralization styles

Project Execution

- Çöpler sulfide plant
- Chinchillas project extension

Operational Excellence

- Marigold per tonne movement
- Seabee mill throughput increase
- Çöpler oxides and sulfides

Track Record of Value Creation ⁽⁵⁾



Experienced Leadership


Successful cultures grounded in discipline and integrity



Experienced Leadership

- Top ESG rankings
- Focus on shareholder value
- Strong health and safety record
- Consistent operational execution
- Disciplined capital allocation

ISS ESG Ranking ⁽⁶⁾

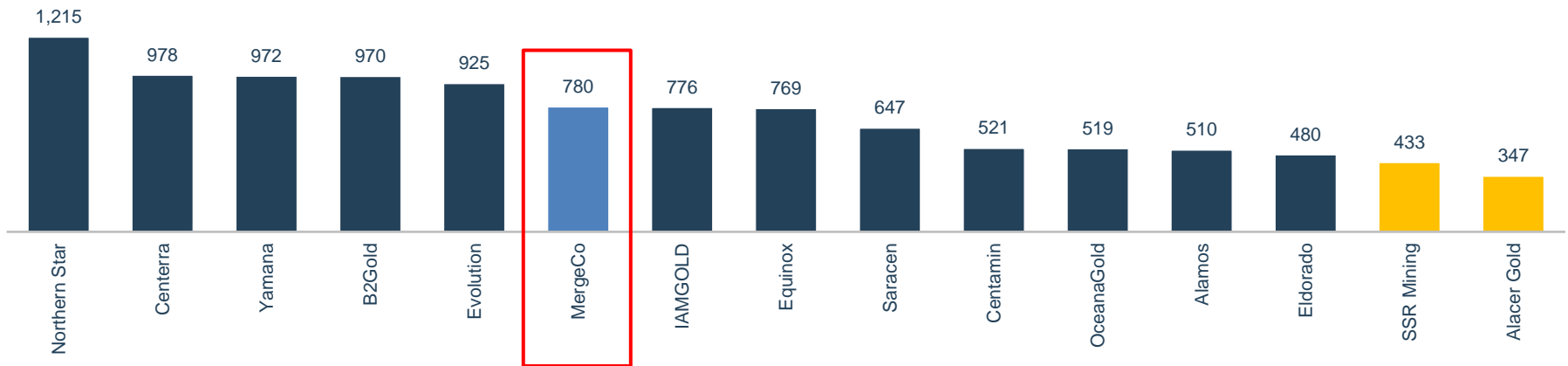


Free Cash Flow Leader

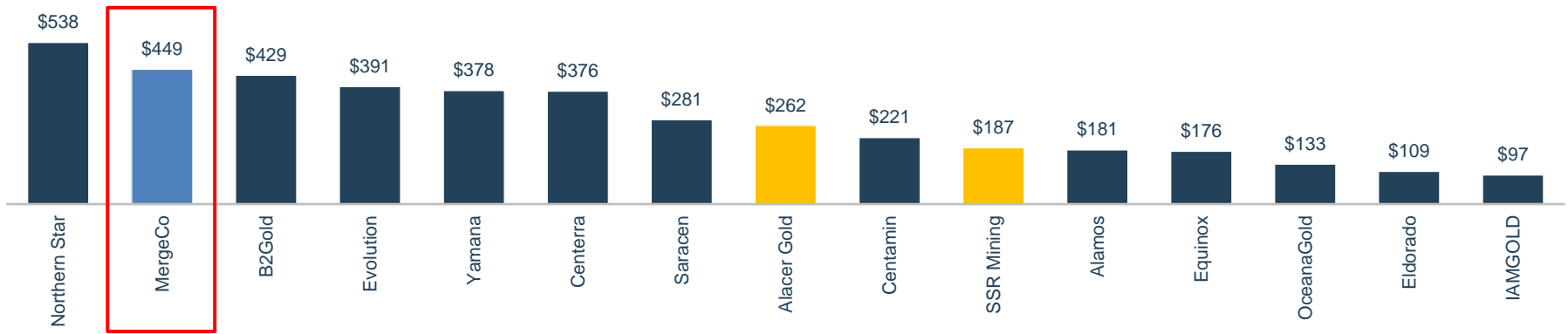
Peer leading free cash flow generation



2020 – 2022E Average Production ^(1,7)
 Koz AuEq (100% basis)



2020 – 2022E Average Free Cash Flow ^(3,7)
 US\$M | Operating Cash Flow less Capex (100% basis)



The figures presented above (including those of Alacer, SSR Mining and MergeCo) are based on aggregate analyst consolidated consensus estimates.

Significant Financial Strength

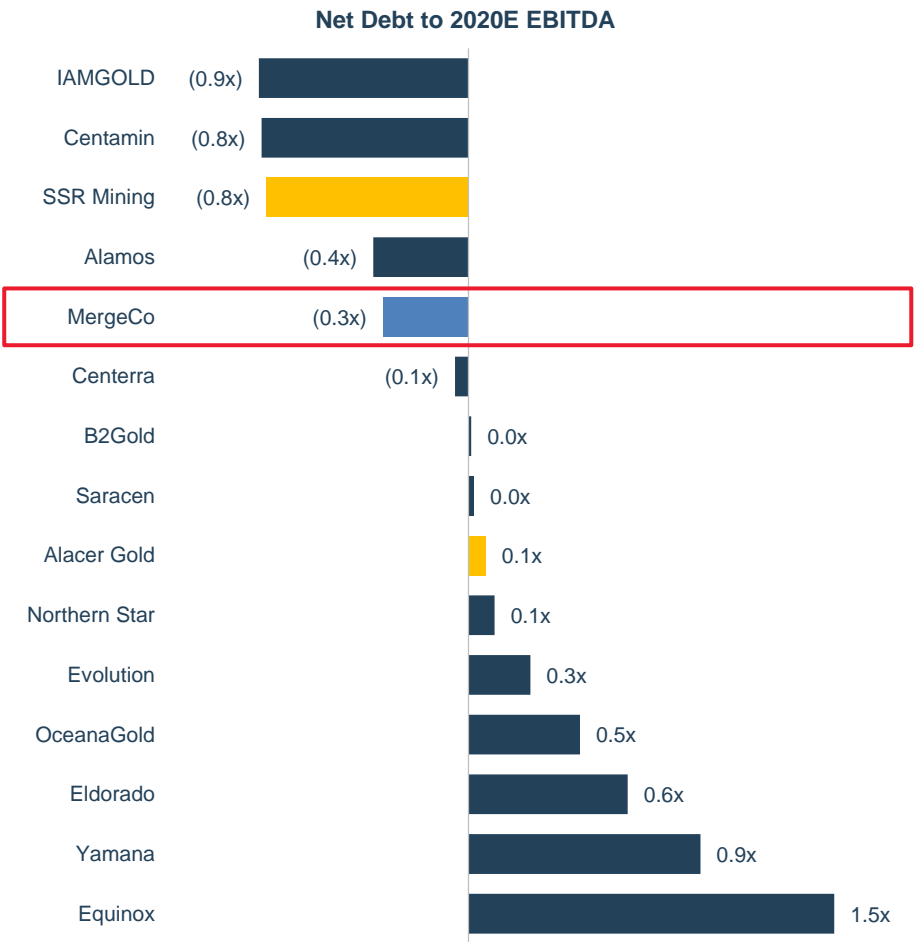
Peer leading balance sheet bolstered by free cash generation



Over \$700M of Cash & Securities⁽⁸⁾

| (US\$M) | SSR | Alacer | MergeCo |
|--------------------------------------|-----------------------|----------------------|---------|
| FD Shares Outstanding | 126.3 | 298.5 | 223.2 |
| Market Capitalization ⁽⁹⁾ | \$2,288 | \$1,755 | \$4,043 |
| Debt | \$230 | \$262 | \$492 |
| Cash & Marketable Securities | \$468 ⁽¹⁰⁾ | \$239 ⁽⁴⁾ | \$707 |
| Net Debt (Cash) | (\$238) | \$23 | (\$215) |
| 2020E EBITDA ⁽¹¹⁾ | \$289 | \$328 | \$618 |
| Net Debt to EBITDA | (0.8x) | 0.1x | (0.3x) |

Peer Leading Credit Metrics



Robust Organic Pipeline for Growth

Extensive land packages in proven mineral belts

Çöpler District master plan

- ✓ 121,500 hectares across Turkey
- ✓ Ardich – Potential to Add Production in 2-3 Years⁽¹²⁾
- ✓ Çöpler Saddle – Future Potential⁽¹³⁾
- ✓ Mavialtin Porphyry Belt – Early-Stage Prospects⁽¹⁴⁾

Marigold growth opportunities

- ✓ ~20,000 hectare land package
- ✓ Doubled land position with the acquisition of the neighboring Trenton Canyon and Buffalo Valley properties
- ✓ Highly prospective for both surface oxides and deeper high grade sulfides

Seabee Mineral Resources extensions and Fisher project targets

- ✓ Over 60,000 hectares incl. Fisher option⁽¹⁵⁾
- ✓ Large, continuous land package covers 30 km of shear zone strike length
- ✓ Highly prospective for greenfield and brownfield discoveries

Projects for evaluation and Mineral Resources development

- ✓ Pitarrilla – one of the largest undeveloped primary silver deposits in the world with leverage to rising commodity prices
- ✓ San Luis – high grade, low capital intensity Au-Ag deposit with robust project economics

Enhanced Capital Markets Presence

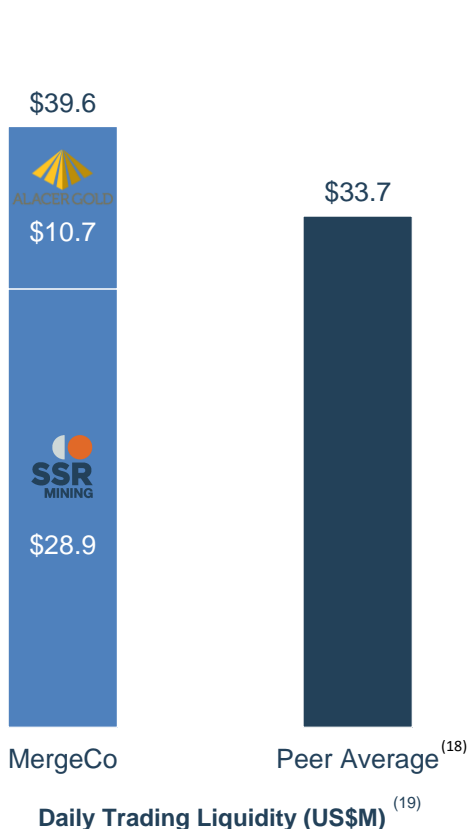
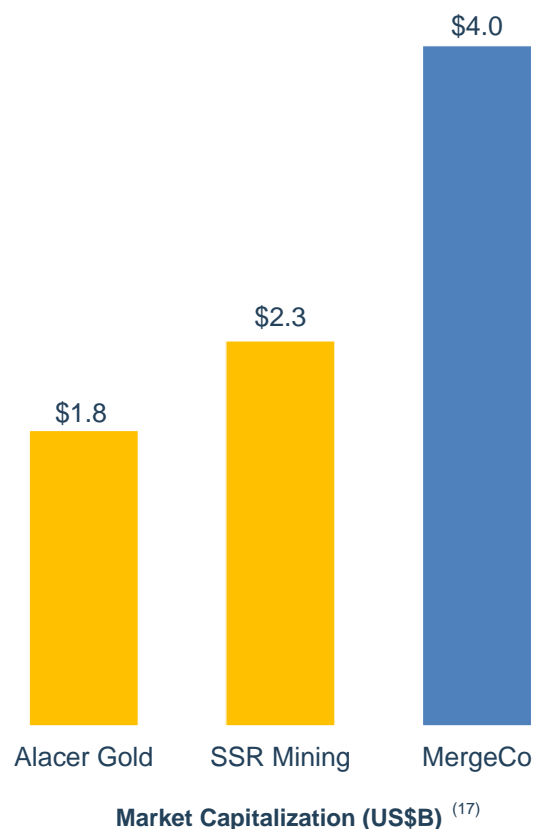
Attractive trading liquidity across three global exchanges



Increased scale across three exchanges ... ⁽¹⁶⁾

... Improved liquidity attracts investors

... Potential for increased coverage from equity research analysts



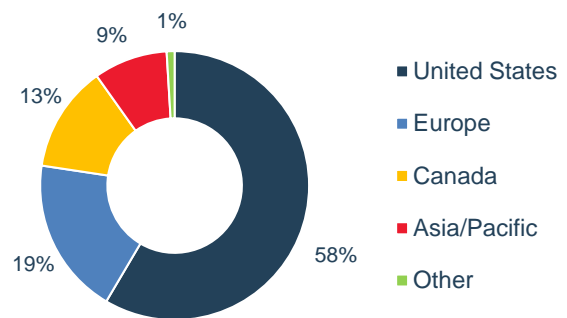
Overlapping Equity Research Analysts:

- | | |
|-------------------------|---------------------|
| BMO Capital Markets | RBC Capital Markets |
| CIBC World Markets | Scotiabank |
| National Bank Financial | |

Non-Overlapping Equity Research Analysts:

- | | |
|-------------------------------|---------------|
| Bank of America Merrill Lynch | Macquarie |
| B. Riley FBR | PI Financial |
| Canaccord Genuity | Stifel GMP |
| Cormark Securities | Credit Suisse |
| UBS Investment Research | |

Pro forma shareholders by region ⁽²⁰⁾



Creating a Leading Intermediate Gold Producer



Zero-premium, at-market merger of two top-performing companies



Experienced management team with a track record of creating value



Financial strength with peer leading free cash flow generation



Merging of 'Tier 1' asset and diversified portfolio with scale and growth



Prospective exploration portfolio in proven mineral belts



Enhanced capital markets presence and investor relevance



NASDAQ/TSX:SSRM

Paul Benson
President & CEO, Director

W. John DeCooman, Jr.
SVP, Business Development & Strategy

E-Mail: invest@ssrmining.com
www.ssrmining.com



TSX:ASR, ASX:AQG

Rodney P. Antal
President & CEO, Director

F. Edward Farid
SVP, Business Development & Investor Relations

Lisa Maestas
Director, Investor Relations

E-Mail: info@alacergold.com
www.alacergold.com

APPENDIX



Marigold Mine: Overview

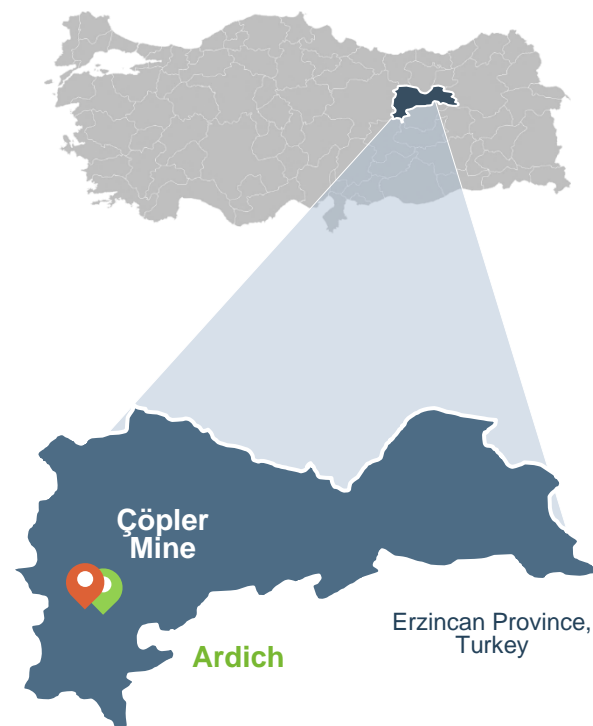
| Fact Sheet ⁽²¹⁾ | |
|----------------------------|--|
| Location | Nevada, United States |
| Mining | Open pit |
| Processing | Run-of-mine heap leach <i>(no crushing)</i> |
| Material Moved | ~200,000 tpd |
| Operation Start | 1989 <i>(in continuous operation)</i> |
| Current Mine Life | Early 2030's <i>(including Red Dot Mineral Reserve addition)</i> |
| Land Package | ~20,000 hectares |
| 2019A Results | |
| Production | 220,227 oz |
| Cash Costs | \$811 /oz |
| AISC | \$1,034 /oz |



Çöpler Gold Mine: Overview (100% Basis)



| Fact Sheet ⁽²²⁾ | Oxide ⁽²³⁾ | Sulfide | Consolidated |
|---|-----------------------|--------------------|------------------|
| Mining | Open Pit | Open Pit | — |
| Processing | Heap Leach | Pressure Oxidation | — |
| Capacity | ~17,000 tpd | ~6,000 tpd | — |
| Operation Start | 2011 | 2018 | — |
| Current Mine Life | — | — | 18 years |
| Land Package | — | — | 16,573 ha |
| 2020E Guidance | | | |
| Production | 80 – 100 koz | 230 – 260 koz | 310 – 360 koz |
| Cash Costs | \$675 – \$725/oz | \$500 – \$550/oz | \$550 – \$600/oz |
| AISC | \$775 – \$825/oz | \$650 – \$700/oz | \$735 – \$785/oz |
| Capital <i>(incl. sustaining capex)</i> | — | — | \$82M |
| Exploration | — | — | \$20M |



Seabee Gold Operations: Overview

| Fact Sheet ⁽²⁴⁾ | |
|----------------------------|---|
| Location | Saskatchewan, Canada |
| Mining | Underground |
| Processing | Gravity concentration and cyanide leaching |
| Mill Throughput | Targeting 1,050 tpd |
| Operation Start | 1991 <i>(in continuous operation)</i> |
| Current Mine Life | 2024 <i>(significant extension potential with more infill drilling)</i> |
| Land Package | Over 60,000 hectares including Fisher option ⁽¹⁵⁾ |
| 2019A Results | |
| Production | 112,137 oz |
| Cash Costs | \$464 /oz |
| AISC | \$812 /oz |



Puna Operations: Overview

| Fact Sheet ⁽²⁴⁾ | |
|----------------------------|--|
| Location | Jujuy Province, Argentina |
| Mining | Open pit |
| Processing | Flotation plant to produce concentrate |
| Mill Capacity | +5,000 tpd |
| Operation Start | 2018 <i>(Pirquitas processing plant started in 2009)</i> |
| Current Mine Life | +2025 |
| 2019A Results | |
| Production | 7.7 Moz Ag <i>(24.0 Mlb Pb, 8.4 Mlb Zn)</i> |
| Cash Costs | \$10.38 /oz Ag <i>(net of by-products)</i> |
| AISC | \$14.06 /oz Ag <i>(net of by-products)</i> |
| LOM Revenue Mix | 72% Ag; 20% Pb; 8% Zn |



Consolidated Mineral Reserves

| Deposit ⁽²⁵⁾ | Tonnes (kt) | Grade | | | | | Contained | | | | |
|------------------------------------|-------------|----------|----------|--------|--------|--------|-----------|----------|-----------|-----------|-----------|
| | | Au (g/t) | Ag (g/t) | Cu (%) | Pb (%) | Zn (%) | Au (koz) | Ag (koz) | Cu (klbs) | Pb (klbs) | Zn (klbs) |
| Proven Mineral Reserves | | | | | | | | | | | |
| Marigold | -- | -- | -- | -- | -- | -- | -- | -- | -- | -- | -- |
| Marigold (Leach Pad Inventory) | -- | -- | -- | -- | -- | -- | -- | -- | -- | -- | -- |
| Seabee | 370 | 9.82 | -- | -- | -- | -- | 117 | -- | -- | -- | -- |
| Chinchillas ⁽²⁶⁾ | 807 | -- | 146.9 | -- | 0.56% | 0.30% | -- | 3,809 | -- | 9,895 | 5,397 |
| Pirquitas ⁽²⁶⁾ | -- | -- | -- | -- | -- | -- | -- | -- | -- | -- | -- |
| Çöpler | -- | -- | -- | -- | -- | -- | -- | -- | -- | -- | -- |
| Total Proven | 1,177 | -- | -- | -- | -- | -- | 117 | 3,809 | -- | 9,895 | 5,397 |
| Probable Mineral Reserves | | | | | | | | | | | |
| Marigold | 228,763 | 0.49 | -- | -- | -- | -- | 3,610 | -- | -- | -- | -- |
| Marigold (Leach Pad Inventory) | -- | -- | -- | -- | -- | -- | 277 | -- | -- | -- | -- |
| Seabee | 1,158 | 10.29 | -- | -- | -- | -- | 383 | -- | -- | -- | -- |
| Chinchillas ⁽²⁶⁾ | 8,700 | -- | 157.7 | -- | 1.31% | 0.39% | -- | 44,112 | -- | 250,557 | 74,605 |
| Pirquitas ⁽²⁶⁾ | 870 | -- | 63.9 | -- | -- | 1.43% | -- | 1,789 | -- | -- | 27,525 |
| Çöpler ⁽²⁶⁾ | 42,560 | 2.40 | 5.7 | 0.01% | -- | -- | 3,284 | 7,743 | 12,929 | -- | -- |
| Total Probable | 282,051 | -- | -- | -- | -- | -- | 7,554 | 53,644 | 12,929 | 250,557 | 102,129 |
| Proven & Probable Mineral Reserves | | | | | | | | | | | |
| Marigold | 228,763 | 0.49 | -- | -- | -- | -- | 3,610 | -- | -- | -- | -- |
| Marigold (Leach Pad Inventory) | -- | -- | -- | -- | -- | -- | 277 | -- | -- | -- | -- |
| Seabee | 1,528 | 10.17 | -- | -- | -- | -- | 500 | -- | -- | -- | -- |
| Chinchillas ⁽²⁶⁾ | 9,507 | -- | 156.8 | -- | 1.24% | 0.38% | -- | 47,921 | -- | 260,452 | 80,002 |
| Pirquitas ⁽²⁶⁾ | 870 | -- | 63.9 | -- | -- | 1.43% | -- | 1,789 | -- | -- | 27,525 |
| Çöpler ⁽²⁶⁾ | 42,560 | 2.40 | 5.7 | 0.01% | -- | -- | 3,284 | 7,743 | 12,929 | -- | -- |
| Total Proven & Probable | 283,228 | -- | -- | -- | -- | -- | 7,671 | 57,453 | 12,929 | 260,452 | 107,527 |

Consolidated Measured & Indicated Resources

| Deposit ⁽²⁷⁾ | Tonnes (kt) | Grade | | | | | Contained | | | | |
|---|----------------|----------|----------|--------|--------|--------|---------------|----------------|---------------|------------------|------------------|
| | | Au (g/t) | Ag (g/t) | Cu (%) | Pb (%) | Zn (%) | Au (koz) | Ag (koz) | Cu (klbs) | Pb (klbs) | Zn (klbs) |
| <u>Measured Mineral Resources</u> | | | | | | | | | | | |
| Marigold | -- | -- | -- | -- | -- | -- | -- | -- | -- | -- | -- |
| Marigold (Leach Pad Inventory) | -- | -- | -- | -- | -- | -- | -- | -- | -- | -- | -- |
| Seabee | 493 | 12.69 | -- | -- | -- | -- | 201 | -- | -- | -- | -- |
| Chinchillas ⁽²⁶⁾ | 1,512 | -- | 126.8 | -- | 0.54% | 0.37% | -- | 6,165 | -- | 17,968 | 12,449 |
| Pirquitas ⁽²⁶⁾ | -- | -- | -- | -- | -- | -- | -- | -- | -- | -- | -- |
| San Luis | -- | -- | -- | -- | -- | -- | -- | -- | -- | -- | -- |
| Pitarrilla | 12,345 | -- | 90.1 | -- | 0.70% | 1.22% | -- | 35,746 | -- | 189,968 | 333,125 |
| Amisk | -- | -- | -- | -- | -- | -- | -- | -- | -- | -- | -- |
| Çöpler | -- | -- | -- | -- | -- | -- | -- | -- | -- | -- | -- |
| Ardich | -- | -- | -- | -- | -- | -- | -- | -- | -- | -- | -- |
| Total Measured | 14,350 | -- | -- | -- | -- | -- | 201 | 41,911 | -- | 207,937 | 345,574 |
| <u>Indicated Mineral Resources</u> | | | | | | | | | | | |
| Marigold | 301,760 | 0.48 | -- | -- | -- | -- | 4,665 | -- | -- | -- | -- |
| Marigold (Leach Pad Inventory) | -- | -- | -- | -- | -- | -- | 277 | -- | -- | -- | -- |
| Seabee | 2,586 | 10.22 | -- | -- | -- | -- | 849 | -- | -- | -- | -- |
| Chinchillas ⁽²⁶⁾ | 23,854 | -- | 101.7 | -- | 0.97% | 0.63% | -- | 77,982 | -- | 509,672 | 329,299 |
| Pirquitas ⁽²⁶⁾ | 3,504 | -- | 235.6 | -- | -- | 3.71% | -- | 26,545 | -- | -- | 286,240 |
| San Luis | 484 | 22.40 | 578.1 | -- | -- | -- | 349 | 9,003 | -- | -- | -- |
| Pitarrilla | 152,446 | -- | 99.9 | -- | 0.33% | 0.88% | -- | 489,521 | -- | 1,121,812 | 2,964,006 |
| Amisk | 30,150 | 0.85 | 6.2 | -- | -- | -- | 827 | 5,978 | -- | -- | -- |
| Çöpler ⁽²⁶⁾ | 81,994 | 1.97 | 5.0 | 0.02% | -- | -- | 5,189 | 13,263 | 33,435 | -- | -- |
| Ardich | 15,855 | 1.60 | -- | -- | -- | -- | 817 | -- | -- | -- | -- |
| Total Indicated | 612,633 | -- | -- | -- | -- | -- | 12,974 | 622,292 | 33,435 | 1,631,484 | 3,579,545 |
| <u>Measured & Indicated Mineral Resources</u> | | | | | | | | | | | |
| Marigold | 301,760 | 0.48 | -- | -- | -- | -- | 4,665 | -- | -- | -- | -- |
| Marigold (Leach Pad Inventory) | -- | -- | -- | -- | -- | -- | 277 | -- | -- | -- | -- |
| Seabee | 3,079 | 10.61 | -- | -- | -- | -- | 1,050 | -- | -- | -- | -- |
| Chinchillas ⁽²⁶⁾ | 25,366 | -- | 103.2 | -- | 0.94% | 0.61% | -- | 84,147 | -- | 527,641 | 341,748 |
| Pirquitas ⁽²⁶⁾ | 3,504 | -- | 235.6 | -- | -- | 3.71% | -- | 26,545 | -- | -- | 286,240 |
| San Luis | 484 | 22.40 | 578.1 | -- | -- | -- | 349 | 9,003 | -- | -- | -- |
| Pitarrilla | 164,791 | -- | 99.1 | -- | 0.36% | 0.91% | -- | 525,267 | -- | 1,311,780 | 3,297,130 |
| Amisk | 30,150 | 0.85 | 6.2 | -- | -- | -- | 827 | 5,978 | -- | -- | -- |
| Çöpler ⁽²⁶⁾ | 81,994 | 1.97 | 5.0 | 0.02% | -- | -- | 5,189 | 13,263 | 33,435 | -- | -- |
| Ardich | 15,855 | 1.60 | -- | -- | -- | -- | 817 | -- | -- | -- | -- |
| Total Measured & Indicated | 626,983 | -- | -- | -- | -- | -- | 13,175 | 664,203 | 33,435 | 1,839,421 | 3,925,119 |

Consolidated Inferred Resources

| Deposit ⁽²⁸⁾ | Tonnes (kt) | Grade | | | | | Contained | | | | |
|-----------------------------------|----------------|----------|----------|--------|--------|--------|-----------|----------|-----------|-----------|-----------|
| | | Au (g/t) | Ag (g/t) | Cu (%) | Pb (%) | Zn (%) | Au (koz) | Ag (koz) | Cu (klbs) | Pb (klbs) | Zn (klbs) |
| <u>Inferred Mineral Resources</u> | | | | | | | | | | | |
| Marigold | 16,194 | 0.35 | -- | -- | -- | -- | 182 | -- | -- | -- | -- |
| Seabee | 2,132 | 8.50 | -- | -- | -- | -- | 583 | -- | -- | -- | -- |
| Chinchillas | 22,172 | -- | 49.9 | -- | 0.55% | 0.83% | -- | 35,558 | -- | 267,724 | 406,593 |
| Pirquitas | 1,080 | -- | 206.9 | -- | -- | 7.45% | -- | 7,185 | -- | -- | 177,394 |
| San Luis | 20 | 5.60 | 272.0 | -- | -- | -- | 4 | 175 | -- | -- | -- |
| Pitarrilla | 9,754 | -- | 85.1 | -- | 0.27% | 0.66% | -- | 26,675 | -- | 57,020 | 142,139 |
| Amisk | 28,653 | 0.64 | 4.0 | -- | -- | -- | 589 | 3,693 | -- | -- | -- |
| Çöpler | 32,980 | 1.29 | 8.9 | 0.08% | -- | -- | 1,365 | 9,414 | 57,341 | -- | -- |
| Ardich | 8,819 | 2.09 | -- | -- | -- | -- | 594 | -- | -- | -- | -- |
| Total Inferred | 121,805 | -- | -- | -- | -- | -- | 2,724 | 82,700 | 57,341 | 324,745 | 726,126 |

Reserves and Resources

Notes to Tables



Alacer Gold

Mineral Reserves and Mineral Resources are quoted after mining depletion through December 31, 2019 and Mineral Resources are inclusive of Mineral Reserves. Mineral Reserves and Mineral Resources are shown on a 100% basis. The key assumptions, parameters, and methods used to estimate the Mineral Reserves are provided in the Çöpler Mine Technical Report⁽¹⁾ and the Çakmaktepe Update⁽²⁾ and for Mineral Resources can be found in the Çöpler Mine Technical Report, the Çakmaktepe Update, and the Ardich Update⁽³⁾. Alacer is not aware of any new information or data that materially affects the information included in these tables and that all material assumptions and technical parameters underpinning the estimates in these tables continue to apply and have not materially changed. Further information can be found on our website at www.alacergold.com, www.sedar.com and on www.asx.com.au. Rounding differences may occur.

SSR Mining

All estimates set forth in the Mineral Reserves and Mineral Resources table have been prepared in accordance with National Instrument 43-101 – Standards of Disclosure for Mineral Projects ("NI 43-101"). The Mineral Reserves and Mineral Resources estimates have been reviewed and approved by Samuel Mah, P.Eng., our Director, Mine Planning, and F. Carl Edmunds, P.Geo., our Vice President, Exploration, each of whom is a qualified person as defined under NI 43-101. All Mineral Resources are reported inclusive of Mineral Reserves. Mineral Resources which are not Mineral Reserves do not have demonstrated economic viability. Due to the uncertainty that may be attached to Inferred Mineral Resources, it cannot be assumed that all or any part of an Inferred Mineral Resource will be upgraded to an Indicated or Measured Mineral Resource as a result of continued exploration. Mineral Reserves and Mineral Resources figures have some rounding applied, and thus totals may not sum exactly. All ounces reported herein represent troy ounces, and "g/t" represents grams per tonne. All \$ references are in U.S. dollars. All Mineral Reserves and Mineral Resources estimates are as at December 31, 2019. Mineral Reserves are estimated using the following commodity prices: \$1,250 per ounce of gold; \$18.00 per ounce of silver; \$1.00 per pound of zinc; and \$0.90 per pound of lead. Additional modifying parameters such as mine recovery, dilution, metallurgical recovery and geotechnical are appropriately taken into consideration. Mineral Resources are estimated using the following commodity prices: \$1,400 per ounce of gold; \$20.00 per ounce of silver; \$1.30 per pound of zinc; and \$1.10 per pound of lead, except as noted below for each of the San Luis project and the Amisk project.

Marigold Mine

Except for updates to cost parameters, all other key assumptions, parameters and methods used to estimate Mineral Reserves and Mineral Resources and the data verification procedures followed are set out in the technical report entitled "NI 43-101 Technical Report on the Marigold Mine, Humboldt County, Nevada" dated July 31, 2018 (the "Marigold Technical Report"). For additional information about the Marigold mine, readers are encouraged to review the Marigold Technical Report. Mineral Reserves estimate was prepared under the supervision of Jeremy W. Johnson, SME Registered Member, a qualified person and our Technical Services Superintendent at the Marigold mine. Mineral Resources estimate was prepared under the supervision of James N. Carver, SME Registered Member, our Exploration Manager at the Marigold mine, and Karthik Rathnam, MAusIMM (CP), our Resource Manager, Corporate, each of whom is a qualified person. Mineral Reserves are reported within a design pit shell whereas Mineral Resources are constrained within a conceptual open pit shell. Mineral Reserves are reported at a cut-off grade of 0.065 g/t payable gold, which includes a calculation for royalty and metallurgical recovery within the block model. On-site costs incorporate the appropriate amount for sustaining capital within the respective average unit costs for mining of \$1.91 per tonne mined, processing of \$1.68 per tonne placed (heap leach), and site general of \$0.74 per tonne placed.

Seabee Gold Operation

Except for updates to cost parameters, mill recovery and dilution to include recent operating results, and resource modeling techniques based on recommendations set forth in the technical report entitled "NI 43-101 Technical Report for the Seabee Gold Operation, Saskatchewan, Canada" dated October 20, 2017 (the "Seabee Gold Operation Technical Report"), all other key assumptions, parameters and methods used to estimate Mineral Reserves and Mineral Resources and the data verification procedures followed are set out in the Seabee Gold Operation Technical Report. For additional information about the Seabee Gold Operation, readers are encouraged to review the Seabee Gold Operation Technical Report. Mineral Reserves estimate was prepared under the supervision of Kevin Fitzpatrick, P.Eng., a qualified person and our Engineering Supervisor at the Seabee Gold Operation. Mineral Resources estimate was prepared under the supervision of Jeffrey Kulas, P.Geo., a qualified person and our Manager Geology, Mining Operations at the Seabee Gold Operation. Mineral Reserves are reported at a cut-off grade of 3.44 g/t gold. On-site costs include the average costs for mining of \$54.17 per tonne processed, process and surface transport of \$38.16 per tonne processed, and site general costs of \$75.65 per tonne processed. The overall metallurgical recovery is 98.0% for gold.

Minera Pirquitas S.A. Operations

Mineral Reserves estimates was prepared under the supervision of Robert Gill, P.Eng., a qualified person and our General Manager at Minera Pirquitas S.A. Operations. Mineral Resources estimate was prepared under the supervision of F. Carl Edmunds, P.Geo., a qualified person and our Vice President, Exploration.

Chinchillas Mine

Mineral Reserves are reported within a design pit shell whereas Mineral Resources are constrained within a conceptual open pit shell. Mineral Reserves are reported at a net smelter return ("NSR") cut-off value of \$44.11 per tonne, which incorporates the appropriate metallurgical recoveries and an amount for sustaining capital. On-site costs include the average costs for mining of \$3.03 per tonne mined, surface transport cost of \$9.80 per tonne hauled, rehandling cost of \$1.93 per tonne crushed, processing of \$16.89 per tonne processed, and site general costs of \$9.70 per tonne processed.

Pirquitas Underground

Mineral Resources are reported below the as-built open pit topographic surface above an NSR cut-off value of \$100.00 per tonne. Additional factors of dilution, mine recovery and the requisite development costs were considered to exclude any potentially uneconomical stope shapes.

Pitarrilla Project

Mineral Resources amenable to conventional open pit mining method are constrained within conceptual pit shell at an NSR cut-off value of \$16.38 per tonne (leach) or \$16.40 per tonne (flotation), which incorporates the appropriate metallurgical recoveries for the respective concentrates and off-site charges.

Mineral Resources (Pitarrilla UG) are reported below the constrained open pit resource shell above an NSR cut-off value of \$80.00 per tonne, using grade shells that have been trimmed to exclude distal and lone blocks that would not support development costs.

San Luis Project

Mineral Resources are reported at a cut-off grade of 6.0 g/t gold equivalent, using metal price assumptions of \$600.00 per ounce of gold and \$9.25 per ounce of silver.

Amisk Project

Mineral Resources estimate was prepared by Glen Cole, P.Geo., Principal Resource Geologist, SRK Consulting (Canada) Inc., a qualified person. Mineral Resources are reported at a cut-off grade of 0.40 g/t gold equivalent, using metal price assumptions of \$1,100 per ounce of gold and \$16.00 per ounce of silver.

1. The Çöpler Mine Technical Report, dated June 9, 2016, is available on www.alacergold.com, www.sedar.com and on www.asx.com.au.
2. Detailed information regarding Çakmaktepe Update can be found in the press release entitled "Alacer Gold Announces Maiden Mineral Reserve and a 70% Increase in Measured & Indicated Mineral Resource for Çakmaktepe as well as Additional Exploration Results for Çakmaktepe" dated December 18, 2017, available on www.alacergold.com, www.sedar.com and on www.asx.com.au.
3. Detailed information regarding the Ardich deposit can be found in the press release entitled "Alacer Gold Step-Out Drilling Program Confirms Significant Extension of Ardich Mineralization" dated November 22, 2019, available on www.alacergold.com, www.sedar.com and on www.asx.com.au.

1. Based on the aggregate of the “street” consolidated consensus estimates of average annual production over 3 years (2020 to 2022 inclusive) for Alacer and SSR Mining sourced from Capital IQ (www.capitaliq.com) (“Capital IQ”) as at May 8, 2020. Consolidated consensus estimates are intended to provide an “order of magnitude” indication for illustrative and comparison purposes only, and are not intended to be, and should not be treated as, a forecast, estimate or guidance made, adopted, confirmed or endorsed by either of Alacer or SSR Mining or the combined entity. The following equity research analysts have contributed to the consensus figures presented herein: Bank of America Securities, BMO Capital Markets, Canaccord Genuity, CIBC Capital Markets, Cormark Securities Inc., Credit Suisse, Macquarie, National Bank Financial, PI Financial Corp., RBC Capital Markets, Scotiabank, Stifel Canada, and UBS AG.
2. All-in Sustaining Costs (“AISC”) is a Non-GAAP Measure with no standardized definition under IFRS. For further information and a detailed reconciliation to IFRS, please see the “Non-GAAP Measures” section of Alacer’s most recent MD&A. Based on the aggregate of the “street” consensus estimates of AISC over 3 years (2020 to 2022 inclusive) for Alacer and SSR Mining sourced from Capital IQ as at May 8, 2020. Consensus estimates are intended to provide an “order of magnitude” indication for illustrative and comparison purposes only, and are not intended to be, and should not be treated as, a forecast, estimate or guidance made, adopted, confirmed or endorsed by either of Alacer or SSR Mining or the combined entity.
3. Based on the aggregate of the “street” consolidated consensus estimates of free cash flow over 3 years (2020 to 2022 inclusive) for Alacer and SSR Mining sourced from Capital IQ as at May 8, 2020. Consensus estimates are intended to provide an “order of magnitude” indication for illustrative and comparison purposes only, and are not intended to be, and should not be treated as, a forecast, estimate or guidance made, adopted, confirmed or endorsed by either of Alacer or SSR Mining or the combined entity. Free cash flow is defined as operating cash flow less capex.
4. Consolidated cash is a Non-GAAP Measure and includes cash and cash equivalents, cash that is restricted and shown as a long-term asset in Alacer’s financial statements and attributable cash held by joint venture partners accounted for using the equity method. For further information, please see the “Non-GAAP Measures” section of Alacer’s most recent MD&A.
5. Source: Capital IQ as at May 8, 2020.
6. Source: ISS rankings as at March 2020. Total ISS ESG Ranking is aggregate score of Governance, Social, and Environmental. Peers from ISS include Alamos Gold, B2Gold, Eldorado Gold, Endeavour Mining, First Majestic Silver, Fortuna Silver Mines, IAMGOLD, New Gold, OceanaGold, Pan American Silver, SEMAFO, Torex Gold. Combined rating of governance, environmental, and social.
7. Source: Capital IQ; Bloomberg, as at May 8, 2020. Evolution pro forma Red Lake acquisition, Saracen pro forma Kalgoorlie acquisition, and Equinox pro forma Leagold acquisition.
8. Source: Corporate disclosure. Based on the aggregate of the “street” consensus estimates; Capital IQ as at May 8, 2020. Consensus estimates are intended to provide an “order of magnitude” indication for illustrative and comparison purposes only, and are not intended to be, and should not be treated as, a forecast, estimate or guidance made, adopted, confirmed or endorsed by either of Alacer or SSR Mining or the combined entity. Cash and debt values as at March 31, 2020; Marketable securities priced as at May 8, 2020.
9. Fully-diluted in-the-money market capitalization as at May 8, 2020.
10. Reflects US\$398 million cash balance.
11. Based on the aggregate of the “street” consensus estimates for Alacer and SSR Mining sourced from Capital IQ as at May 8, 2020. Consensus estimates are intended to provide an “order of magnitude” indication for illustrative and comparison purposes only, and are not intended to be, and should not be treated as, a forecast, estimate or guidance made, adopted, confirmed or endorsed by either of Alacer or SSR Mining or the combined entity.
12. Please see Alacer’s news release dated November 29, 2019.
13. Please see Alacer’s news release dated September 26, 2019.
14. Please see Alacer’s news release dated February 14, 2020.
15. ~23,000 ha wholly owned; ~38,000 ha option earn-in.
16. SSR Mining will apply to list on the ASX with listing targeted by closing.
17. Source: Capital IQ, Bloomberg as at May 8, 2020. Fully-diluted in-the-money market capitalization as of May 8, 2020.
18. Peers consist of Northern Star, Yamana, Centerra, B2Gold, Evolution, IAMGOLD, Equinox, Saracen, Eldorado, Centamin, OceanaGold, and Alamos.
19. Source: Capital IQ, Bloomberg as at May 8, 2020. Daily trading liquidity averaged over last twelve month across all exchanges.
20. Pro Forma shares based on 0.3246 exchange ratio.
21. Please see SSR Mining news release dated February 20, 2020. Cash costs is a non-GAAP financial measure. Land package includes Valmy, Trenton Canyon, and Buffalo Valley properties. Please see “Cautionary Note Regarding Non-GAAP Measures” in this presentation.
22. Please see Alacer news release dated January 22, 2020. Cash costs is a non-GAAP financial measure. Please see “Cautionary Note Regarding Non-GAAP Measures” in this presentation.
23. Oxide plant includes production from both Çöpler oxide ore and Çakmaktepe oxide ore.
24. Please see SSR Mining news release dated January 15, 2020. Cash costs is a non-GAAP financial measure. Please see “Cautionary Note Regarding Non-GAAP Measures” in this presentation.
25. As at December 31, 2019. Mineral Reserves are shown on a 100% basis.
26. Includes stockpiles.
27. As at December 31, 2019. Mineral Resources are shown on a 100% basis. Mineral Resources are stated inclusive of Mineral Reserves.
28. As at December 31, 2019. Mineral Resources are shown on a 100% basis.

Cautionary Statements



Certain statements contained in this document constitute "forward-looking information", "future oriented financial information" or "financial outlooks" (collectively, "forward looking information") within the meaning of applicable securities laws. Forward looking information often relates to statements concerning Alacer's and SSR Mining's future outlook and anticipated events or results, Alacer and SSR Mining management expectations with respect to the proposed business combination (the "Transaction") and the combined company and in some cases, can be identified by terminology such as "may", "will", "could", "should", "expect", "plan", "anticipate", "believe", "intend", "estimate", "projects", "predict", "potential", "continue" or other similar expressions concerning matters that are not historical facts.

Forward looking information includes statements concerning, among other things, production, cost, and capital expenditure guidance; the results of any gold reconciliations; matters relating to proposed exploration; communications with local stakeholders; maintaining community and government relations; negotiations of joint ventures; negotiation and completion of transactions; commodity prices; mineral resources, mineral reserves, realization of mineral reserves, and the existence or realization of mineral resource estimates; the timing and amount of future production; the timing of studies, announcements, and analysis; the timing of construction and development of proposed mines and process facilities; capital and operating expenditures; economic conditions; availability of sufficient financing; exploration plans; receipt of regulatory approvals; and any and all other timing, exploration, development, operational, financial, budgetary, economic, legal, social, regulatory, and political matters that may influence or be influenced by future events or conditions.

This document also contains forward-looking statements regarding the anticipated completion of the Transaction and timing thereof. Forward-looking statements in this document are based on certain key expectations and assumptions made by Alacer and SSR Mining, including expectations and assumptions concerning the receipt, in a timely manner, of regulatory and stock exchange approvals in respect of the Transaction. Although Alacer and SSR Mining believe that the expectations and assumptions on which such forward-looking statements are based are reasonable, undue reliance should not be placed on the forward-looking statements because Alacer and SSR Mining can give no assurance that they will prove to be correct. Forward-looking statements are subject to various risks and uncertainties which could cause actual results and experience to differ materially from the anticipated results or expectations expressed in this document. The key risks and uncertainties include, but are not limited to governmental and regulatory requirements and actions by governmental authorities, including changes in government policy, government ownership requirements, changes in environmental, tax and other laws or regulations and the interpretation thereof; developments with respect to the COVID-19 pandemic, including the duration, severity and scope of the pandemic and potential impacts on mining operations; and other risk factors detailed from time to time in Alacer and SSR Mining reports filed with the Canadian securities regulatory authorities. There are also risks that are inherent in the nature of the Transaction, including failure to obtain any required regulatory and other approvals (or to do so in a timely manner). The anticipated timeline for completion of the Transaction may change for a number of reasons, including the inability to secure necessary regulatory, stock exchange or other approvals in the time assumed, developments with respect to the COVID-19 pandemic or the need for additional time to satisfy the conditions to the completion of the Transaction. As a result of the foregoing, readers should not place undue reliance on the forward looking statements contained in this document concerning the timing of the Transaction.

Such forward-looking information and statements are based on a number of material factors and assumptions, including, but not limited in any manner to, those disclosed in any of Alacer's or SSR Mining's other public filings, and include the inherent speculative nature of exploration results; the ability to explore; communications with local stakeholders; maintaining community and governmental relations; status of negotiations of joint ventures; weather conditions at Alacer's and SSR Mining's operations; commodity prices; the ultimate determination of and realization of mineral reserves; existence or realization of mineral resources; the development approach; availability and receipt of required approvals, titles, licenses and permits; sufficient working capital to develop and operate the mines and implement development plans; access to adequate services and supplies; foreign currency exchange rates; interest rates; access to capital markets and associated cost of funds; availability of a qualified workforce; ability to negotiate, finalize, and execute relevant agreements; lack of social opposition to the mines or facilities; lack of legal challenges with respect to the properties of Alacer and SSR Mining; the timing and amount of future production; the ability to meet production, cost, and capital expenditure targets; timing and ability to produce studies and analyses; capital and operating expenditures; economic conditions; availability of sufficient financing; the ultimate ability to mine, process, and sell mineral products on economically favorable terms; and any and all other timing, exploration, development, operational, financial, budgetary, economic, legal, social, geopolitical, regulatory and political factors that may influence future events or conditions. While we consider these factors and assumptions to be reasonable based on information currently available to us, they may prove to be incorrect.

You should not place undue reliance on forward looking information and statements. Forward looking information and statements are only predictions based on our current expectations and our projections about future events. Actual results may vary from such forward looking information for a variety of reasons including, but not limited to, risks and uncertainties disclosed in Alacer's Annual Information Form and SSR Annual Information Form and other public filings, as well as other unforeseen events or circumstances.

Other than as required by law, Alacer and SSR Mining do not intend, and undertake no obligation to update any forward looking information to reflect, among other things, new information or future events. For additional information you should refer to Alacer's public filings available at www.alacergold.com, on SEDAR at www.sedar.com and www.asx.com.au and SSR Mining's public filings available at www.ssrmining.com, on SEDAR at www.sedar.com and on EDGAR at www.sec.gov.

Scientific and technical information presented in this document has been prepared in accordance with National Instrument 43-101 ("NI43-101") standards and the 2012 Edition of the Australasian Code for Reporting of Exploration Results, Mineral Resources and Ore Reserves ("JORC Code"). The scientific and technical information in this document as it relates to Alacer has been reviewed and approved by Loren Ligocki, Alacer's Manager, Resource Geology, who is a Qualified Person pursuant to NI 43-101 and a Competent Person as defined in the JORC Code. The scientific and technical information in this document as it relates to SSR Mining has been reviewed and approved by Samuel Mah, P.Eng., SSR Mining's Director, Mine Planning, and F. Carl Edmunds, P.Geo., SSR Mining's Vice President, Exploration, each of whom is a Qualified Person as defined under NI 43-101.

Alacer and SSR Mining confirm that they are not aware of any new information or data that materially affects the scientific and technical information included in this document, and in the case of Mineral Resources and Mineral Reserves and exploration results, that all material assumptions or technical parameters underpinning such estimates, production targets and forecast financial information continue to apply and have not materially changed from the original public disclosure. Alacer and SSR Mining also confirm that the form and content in which such scientific and technical information is presented in this document has not materially changed from the original public disclosure.

This presentation includes certain terms or performance measures commonly used in the mining industry that are not defined under International Financial Reporting Standards ("IFRS"), including free cash flow and EBITDA. Non-IFRS financial measures do not have any standardized meaning prescribed under IFRS and, therefore, they may not be comparable to similar measures reported by other companies. Each of SSR Mining and Alacer believe that, in addition to conventional measures prepared in accordance with IFRS, certain investors use this information to evaluate business performance. The data presented is intended to provide additional information and should not be considered in isolation or as a substitute for measures of performance prepared in accordance with IFRS. These non-IFRS measures should be read in conjunction with each company's consolidated financial statements. For additional information, readers should refer to non-IFRS financial measures disclosure in each company's recent filings with the Canadian securities regulatory authorities on SEDAR at <http://www.sedar.com> as well as the joint management information circular that will be delivered to shareholders of both companies.



SSR Mining Inc.

www.ssrmining.com

Email: invest@ssrmining.com

Alacer Gold Corp.

www.alacergold.com

Email: info@alacergold.com